

Learning From Home

Guide For Parents / Carers – Primary Years

ABOUT LEARNING FROM HOME

When you start to think about helping your child to learn from home, remember that no one expects you to be a subject matter expert or teacher. The most important thing you can do is to continue to provide comfort, support and encouragement to your child.

HOW WILL LEARNING CONTINUE

We are committed to maintaining continuity of learning through the following learning platforms:

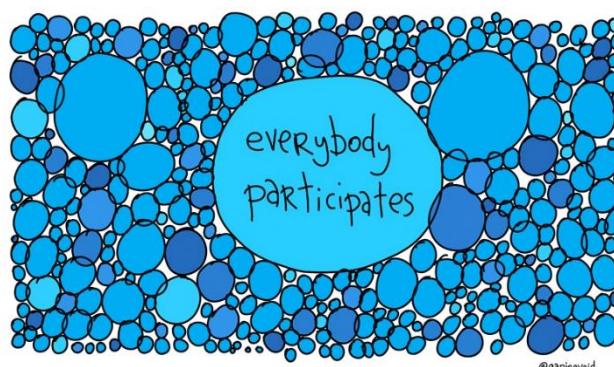
Platform	Description
Google Classroom	Step by step instructions, activities and resources for each lesson. Online lessons conducted via Zoom will be uploaded into Google Classroom.
Zoom	Where your child gets to see their teacher in 'live lessons' and stay connected. These lessons will be recorded and made available in Google Classroom for students who need to re-watch, or where absent.
Showbie	The place to submit work, with the teacher providing written and verbal feedback.
Class Dojo	Where you can receive information, exchange messages and important reminders with your child's teacher.

Our team has developed step by step tutorial videos to show you and your child how to access, and use these platforms. The videos are available on our website at [Instructional Videos](#). They provide relevant details in attending lessons, submitting work and communicating with the teacher.

WHAT DO WE ABSOLUTELY NEED FROM YOU TO MAKE THIS WORK

This is a shared adventure. Like you, we are also learning and adapting in a short amount of time. We will need you to:

- Be positive, patient and ready to do your best to support your child in this transition.
- Having a routine and setting expectations.
- Provide the necessary equipment and tools to access online learning.
- Have an appropriate learning environment for your child at home.
- Pick up your child's books and resources from school to use at home.
- Checking in with your child often to help them manage their work.
- Monitor how much time your child is spending online and encouraging regular exercise breaks.
- Seek support from the school as needed, especially in relation to devices that are not working.
- Ensure that the school has your correct contact details, including a valid email address.



TIMETABLE

The Online Learning timetable for Primary Years is as follows:

8:15 – 8:25	Morning Assembly and Announcements		
8:30 – 10:15	Years F-2 Online Learning		Year 5/6 Offline Tasks
10:40 – 1:00	Years F-2 Offline Tasks	Years 3-4 Online Learning	
1:00 – 1:15	Years F-2 Salaah		
1:15 – 1:30		Years 3-4 Salaah	Year 5/6 Salaah
2:00 – 5:00		Years 3-4 Offline Tasks	Year 5/6 Online Learning

The Primary Online Learning timetables are setup to:

- Allow sharing of devices and Wi-Fi access across family members.
- Minimise screen time for students, whilst still providing for an effective learning time.

During Online Learning times, students will use Google Classroom and Zoom to attend lessons with their teachers. Attendance is marked in each session.

Given that younger learners need time to practice activities by hand, our program is a blended model. Offline Tasks times are when students complete independent skill practice activities as assigned by their teachers. Details of these assignments are found in Google Classroom.

Teachers are available to interact directly with students and parents online during their Contact times. Expect to receive emails /Class Dojo responses, get answers to questions about the work, and have brief meetings with teachers during Contact times. Learning enrichment, speech therapy, student advisor sessions and other types of support for your child may also be scheduled by teachers in this time.

ASSEMBLY & SALAAH

To maintain a link to our Islamic programs, we will be continuing with:


- Starting the school day with our Primary Morning Assembly, which includes recitation and surahs and dua's.
- Having a daily talk following as part of the timetabled salaah program.

Our daily Salah program will have a specific time for each student group. Please ensure your child has completed their prayers **before** attending the scheduled virtual talk (times shown above).


READY TO LEARN




Family Support




Keeping a routine will help your child be on time and ready for classes



Uniforms are required for all Online Learning times



Materials, WiFi and devices need to be ready and in place before class times



Message, email or schedule a teacher meeting as the need arises

Students should be ready to begin their school day at 8:20am.

This includes:

- Dressed and ready
- Workplace set up
- Devices charged
- Textbook and stationery items accessible

SETTING UP A LEARNING ENVIRONMENT

Students should ideally have a quiet and comfortable place to learn.

Where possible, extended learning should take place in a space your family shares. For example, a lounge room or dining room. These spaces are preferable over a bedroom, where your child can feel isolated and supervision can be more challenging.

It should be a place that:

- can be quiet at times
- has a strong internet signal, if possible

COMMUNICATING WITH YOUR CHILD

Parents are encouraged to start and finish each school day with a simple check-in. These check-ins can be a regular part of each day.

In the morning, ask:

- What are you learning today?
- How will you be spending your time?
- What will you need to do your work?
- Do you need any help?

In the afternoon, ask:

- What did you learn today?
- What was good about your learning today?
- What did you find hard?
- Do you need any help?

MANAGING SCREEN TIME AND ONLINE SAFETY

It's important you keep a balanced approach to home learning. Time spent using digital devices for learning should be broken up with physical exercise and offline learning tasks often. Our timetable has been set up in a way to minimise screen time for students.

Learning at home requires students to be responsible when using their devices and online tools. Please maintain oversight of your child's online presence and online communications.

ATTENDANCE

Attendance will be taken on a daily basis – just as it would be taken at school. The normal procedures for informing of absences apply.

IMPORTANT – RECORDING OF ZOOM LESSONS

Please note that Zoom lessons will be recorded. These recordings will be of the teacher and the students who are participating in the lesson. These videos will form part of the online classroom material, and will be accessible by students of that class, and teachers of that subject / year level and senior staff. These videos will not be made available to other students, parents or any other external parties.

ACCESSING SUPPORT

We are here to help. You can contact us at cc@alsiraat.vic.edu.au or 9407 7000.

